

THANK YOU FOR YOUR PURCHASE!




Did you know that when you leave feedback on TPT you earn credits towards future purchases?

★★★★★ Extremely satisfied

I truly appreciate your feedback to help my little store grow.

LET'S BE FRIENDS

Access my
Freebie
Library

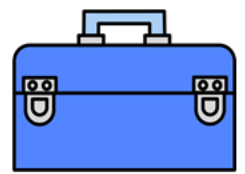
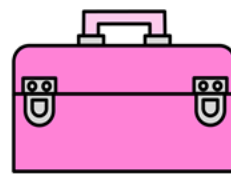
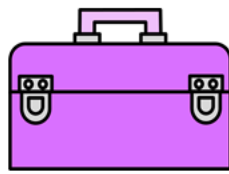
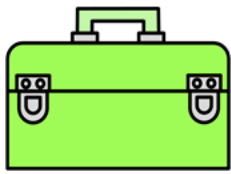
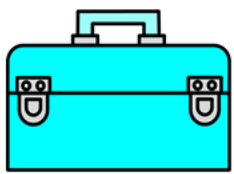


Stay updated on new product announcements (they are 50% off for the first 24 hrs posted!) by following me on TPT, checking out my website, and subscribing to my newsletter.



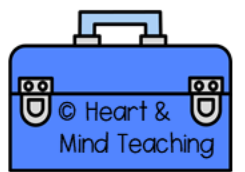
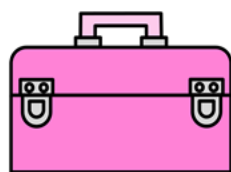
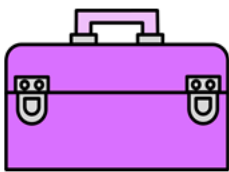
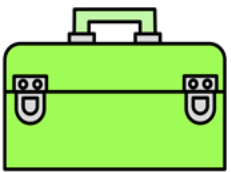

If you have any questions or concerns please email me at:
heartandmindteaching@gmail.com

♥
Ashley

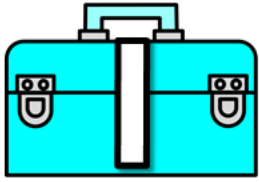


BEHAVIOR TOOLBOX

Attention Seeker



BEHAVIOR TOOLBOX



Attention Seeker

What it looks like

- *Student is frequently unreasonably loud.
- *Student is often late to class, and does not come to class with proper materials and assignments.
- *He/she is often out of seat/area.
- *This student responds negatively to authority and will be rebellious just to gain attention from being out of the norm.
- *He/she picks on other students.
- *He/she asks questions that are completely unnecessary and often off topic.
- *Student presents themselves in an attention grabbing way, from their clothes to their language (may use profanity).
- *Student says the wrong thing at the wrong time to get a reaction from others.
- *Student will intentionally annoy teacher and distract others from learning.

Attention Seeker

BEHAVIOR TOOLBOX



Attention Seeker

What to do

*Provide this student ways for them to get positive attention instead of negative attention. This could be additional responsibilities in the classroom and to take on more of a leadership role in the class. Get the students input and cooperation in this effort.

*Speak to the student privately, state that you need their help (this student wants to feel needed) and come up with ways they can help out more in the classroom. These roles should be visible to others so they are getting the much wanted attention they seek. Perhaps they could lead indoor recess activities or help lead the class during Morning meetings.

*Try to build the students confidence and find a constructive way for them to get attention.

*Be consistent in how you handle inappropriate situations of the student seeking attention.

*Be firm with this student, but kind and polite. Model the behavior you want, speak softly.

*When the student asks a question that is on task and appropriate, reinforce that with positive praise.

*Give the student random positive attention such as make eye contact and smile at the student, check in with the student about how he or she is progressing with an assignment, call on the student in class, pass the student a note with a cheerful comment, give brief specific praise about the student's work or behavior (example-"I really like how carefully you are coloring that picture!") Invite the student to summarize for the group the main points of a classroom discussion.

Attention Seeker

BEHAVIOR TOOLBOX



Attention Seeker

What NOT to do

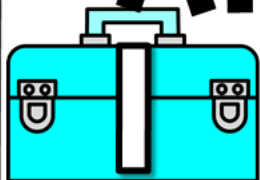
- *Do not deny attention, he/she will go to more extremes to get it.
- *Do not exclude this student.
- *Do not make this student anxious, the behavior could get worse.
- *Do not assume that the student does not have skills.
- *Do not ignore the behavior.
- *Do not make judgements about this student.
- *Do not try to anticipate the kinds of situations that the student will misbehave. If you are looking for the problematic behavior before it even occurs, you are more likely to overreact to minor incidents.
- *Do not try to keep the student from getting any kind of attention.
- *Do not embarrass the student if they ask to go to the bathroom, visit the counselor, etc. by asking them in front of others if it's necessary for them to do so.

Attention Seeker

BEHAVIOR TOOLBOX

Attention Seeker

Quick Guide



What it looks like

*Student is frequently unreasonably loud.

*Student is often late to class, and does not have proper materials and assignments.

*He/she is often out of seat/area.

*This student responds negatively to authority.

*He/she picks on other students.

*He/she asks questions that are completely unnecessary and often off topic.

*Student presents themselves in an attention grabbing way, from their clothes to their language.



What to do

*Provide this student ways for them to get positive attention instead of negative attention. This could be additional responsibilities in the classroom and to take on more of a leadership role in the class. Get the students input and cooperation in this effort.

*Speak to the student privately, state that you need their help and come up with ways they can help out more in the classroom. These roles should be visible to others so they are getting the much wanted attention they seek.

*Try to build the students confidence and find a constructive way for them to get attention.

*When the student asks a question that is on task and appropriate, reinforce that with positive praise.

*Give the student random positive attention such as make eye contact and smile at the student, check in with the student about how he or she is progressing with an assignment, call on the student in class, pass the student a note with a cheerful comment, give brief specific praise about the student's work or behavior.



What NOT to do

*Do not deny attention, he/she will go to more extremes to get it.


Do not ignore the behavior.

*Do not exclude this student.

*Do not make this student anxious.

*Do not try to anticipate the kinds of situations that the student will misbehave.

*Do not assume that the student does not have skills.



Attention Seeker

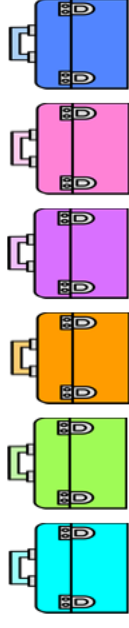
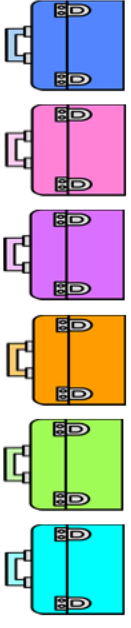
What to do (Cont.)

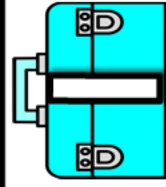
*Give the student random positive attention such as make eye contact and smile at the student, check in with the student about how he or she is progressing with an assignment, call on the student in class, pass the student a note with a cheerful comment, give brief specific praise about the student's work or behavior (example-"I really like how carefully you are coloring that picture!") Invite the student to summarize for the group the main points of a classroom discussion.

"A change in
behavior
begins with a
change in
the heart."

BEHAVIOR TOOLBOX

Attention Seeker






Attention Seeker

What it looks like

- *Student is frequently unreasonably loud.
- *Student is often late to class, and does not come to class with proper materials and assignments.
- *He/she is often out of seat/area.
- *This student responds negatively to authority and will be rebellious just to gain attention from being out of the norm.
- *He/she picks on other students.
- *He/she asks questions that are completely unnecessary and often off topic.
- *Student presents themselves in an attention grabbing way, from their clothes to their language (may use profanity).
- *Student says the wrong thing at the wrong time to get a reaction from others.
- *Student will intentionally annoy teacher and distract others from learning.

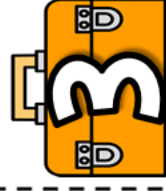


Attention Seeker

What to do

- *Provide this student ways for them to get positive attention instead of negative attention. This could be additional responsibilities in the classroom and to take on more of a leadership role in the class.
- Get the student's input and cooperation in this effort.
- *Speak to the student privately, state that you need their help (this student wants to feel needed) and come up with ways they can help out more in the classroom. These roles should be visible to others so they are getting the much wanted attention they seek. Perhaps they could lead indoor recess activities or help lead the class during Morning meetings.
- *Try to build the student's confidence and find a constructive way for them to get attention.
- *Be consistent in how you handle inappropriate situations of the student seeking attention.
- *Be firm with this student, but kind and polite. Model the behavior you want, speak softly.
- *When the student asks a question that is on task and appropriate, reinforce that with positive praise.

(Continues on the flap)



Attention Seeker

What NOT to do

- *Do not deny attention, he/she will go to more extremes to get it.
- *Do not exclude this student.
- *Do not make this student anxious, the behavior could get worse.
- *Do not assume that the student does not have skills.
- *Do not ignore the behavior.
- *Do not make judgements about this student.
- *Do not try to anticipate the kinds of situations that the student will misbehave. If you are looking for the problematic behavior before it even occurs, you are more likely to overreact to minor incidents.
- *Do not try to keep the student from getting any kind of attention.
- *Do not embarrass the student if they ask to go to the bathroom, visit the counselor, etc. by asking them in front of others if it's necessary for them to do so.

CHECK THESE OUT

CLICK ON THE PICTURES TO GET A CLOSER LOOK.



This product and **49** others are included in this Bundle →



COUNSELOR
Collab
— with Laura & Ashley —



Would you like to spend less time browsing for resources and lesson planning, and more time serving students? Let Laura from [Music City Counselor](#) and Ashley from [Heart and Mind Teaching](#) do the work for you!

CLICK TO COLLAB

MEMBER Perks

- ♥ Data-driven resources by theme.
- ♥ \$35+ value of ready-to-use materials.
- ♥ Lessons, group curriculums, forms, & activities.
- ♥ Tier 1, 2, and 3 research-based resources.
- ♥ No contracts, cancel anytime.



THANK YOU

FOR SUPPORTING MY LITTLE SHOP.

Hi there! I'm Ashley- a School Counselor, curriculum developer, blogger, and mama to two young boys. I have a passion for creating fun and engaging resources for Counseling and Social Emotional Learning.

LET'S BE FRIENDS

Ashley

Access my
Freebie
Library



FOLLOW FOR EXCLUSIVE SAVINGS

New products are 50% off for 24hrs.

CLICK HERE

★ HOW CAN YOU EARN TPT CREDITS? When you leave feedback, TpT rewards you with credits that you can use toward future purchases.

ACCESS MY FREEBIE LIBRARY

Join my Newsletter to be informed of all future added freebies.

I WANT FREEBIES

TERMS OF USE

© Heart and Mind Teaching, 2016, 2024. All rights reserved. Purchase of this item entitles the purchaser the right to reproduce for classroom, personal, and google classroom use only. Use in multiple classrooms, requires the purchase of additional licenses. Redistribution or duplication of this product is strictly forbidden without the written permission of the publisher. Copying any part of this product and placing it on a publicly accessible website is strictly forbidden and is a violation of the Digital Millennium Copyright Act (DMCA). You may post this for single-classroom use on a password protected student site such as google classroom. **You may NOT post my products on any public, for-profit, or commercial websites or entities, such as Outschool.** Please do not sell or distribute any part of this as your own. Thank you for abiding by universally accepted codes of professional ethics while using this product.



If you have any questions or concerns please email me at:

heartandmindteaching@gmail.com

CREDITS

kimberly
geswein
fonts

amy
groesbeck
fonts

a
PRIMARY
kind of
LIFE

mollie
go
fonts

RebeccaB
designs

rainbow
SPRINKLE
studios

EDUCLIPS
Clip Art

Creating4the
CLASSROOM
Clipart

graphics
from the pond

I'm
Lovin'
Lit